

**EDC12-230 (12V 230Ah)**
**Specifications**

Nominal Voltage	12V	
Nominal Capacity(20 Hr)	230Ah	
Dimension	Length	522±1mm( 20.55 inches)
	Width	240±1mm( 9.45 inches)
	Containeriner Height	219±1mm( 8.62 inches)
	Total Height (With terminal)	223±1mm( 8.78 inches)
Approx Weight	Approx 65.0kgs( 143.30 lbs)	
Design life	12 years	
Terminal	M8	
Container Material	ABS	
Rated Capacity	230.00Ah/11.50A	(13.5, 1.75V/Cell, 25 °C/77°F)
	209.00Ah/20.90A	(10hr, 1.80V/Cell, 25 °C/77°F)
	182.88Ah/36.58A	(5hr, 1.75V/Cell, 25 °C/77°F)
	159.19Ah/159.1A	(1hr, 1.60V/Cell, 25 °C/77°F)
Max. Discharge Current	2300A(5s)	
Internal Resistance	Appro≤3.2mΩ	
Operating Temp. Range	Discharge: -20 °C~50 °C	
	Charge: 0 °C~40 °C	
	Storage: -20 °C~50 °C	
Nominal Operating Temp. Range	25±3 °C(77±5°F )	
Cycle Use	Initial Charging Current Less than 39.6A. Voltage 14.4V-15.0V at 25 °C(77°F ) Temp. Coefficient-20mV/C	
	Standby Use No limit on Intital Charging Current Voltage 13.5V-13.8V at 25 °C(77°F ) Temp. Coefficient-20mV/C	
Capacity affected by Temperature	40 °C( 104°F )	103%
	25 °C( 77°F )	100%
	0 °C( 32°F )	86%
Self Discharge	EDC series batteries may be stored for up to 6 months at25 °C(77°F ) and then a freshening charge is required. For higher temperatures the time interval will be shorter.	


**Application**

- ◆ All purpose
- ◆ Uninterruptable Power Supply(UPS)
- ◆ Electric Power System(EPS)
- ◆ Emergency backup power supply
- ◆ Emergency light
- ◆ Railway signal
- ◆ Aircraft signal
- ◆ Alarm and securitysystem
- ◆ Electronic apparatus & equipment
- ◆ Communication power supply
- ◆ DC power supply
- ◆ Auto controlsystem

**Constant Current Discharge (Amperes) at 25 °C ( 77F )**

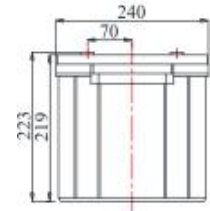

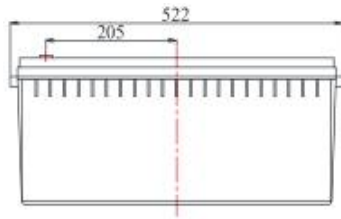
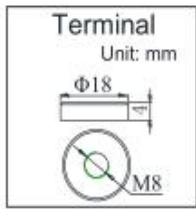
F.V/Time	15min	30min	45min	1h	2h	3h	5h	8h	10h	20h	100h
<b>1.60V</b>	308.9	197.3	145.0	133.4	84.7	59.5	40.3	26.6	23.76	12.72	2.88
<b>1.67V</b>	303.4	193.7	142.3	130.8	83.0	58.3	39.6	26.2	23.28	12.48	2.83
<b>1.70V</b>	297.6	190.1	139.7	128.4	81.6	57.4	38.9	25.7	22.80	12.24	2.76
<b>1.75V</b>	292.1	186.5	137.0	126.0	79.9	56.2	38.2	25.2	22.56	12.00	2.71
<b>1.80V</b>	280.8	179.3	131.8	121.2	76.8	54.0	36.7	24.2	21.84	11.88	2.66

**Constant Power Discharge (Watts) at 25 °C ( 77F )**

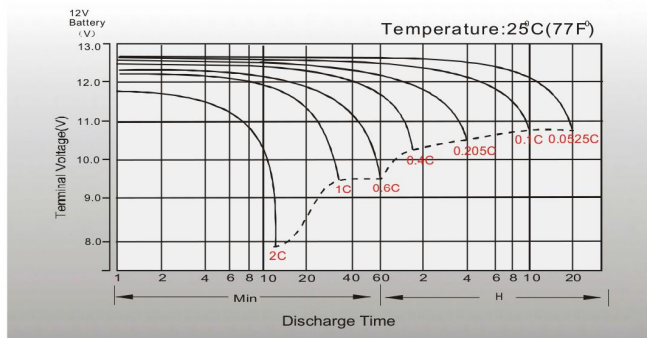
F.V/Time	15min	30min	45min	1h	2h	3h	5h	8h	10h	20h	100h
<b>1.60V</b>	594.5	379.7	279.1	256.1	162.7	114.2	77.8	51.1	45.8	24.8	5.54
<b>1.67V</b>	583.7	372.7	273.8	251.5	159.8	112.3	76.3	50.4	44.9	24.3	5.42
<b>1.70V</b>	572.9	365.8	268.8	246.7	157.0	110.2	74.9	49.4	44.2	24.1	5.33
<b>1.75V</b>	562.1	358.8	263.8	242.2	153.8	108.0	73.4	48.5	43.2	23.8	5.23
<b>1.80V</b>	540.5	345.1	253.7	232.8	148.1	103.9	70.8	46.6	41.5	23.0	5.14

## EDC12-230 (12V 230Ah)

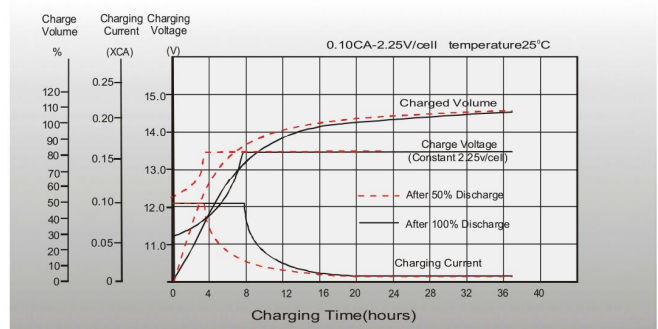
### Dimensions



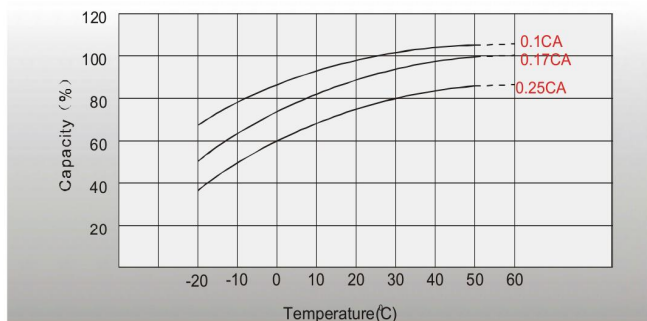
### Discharge Characteristics



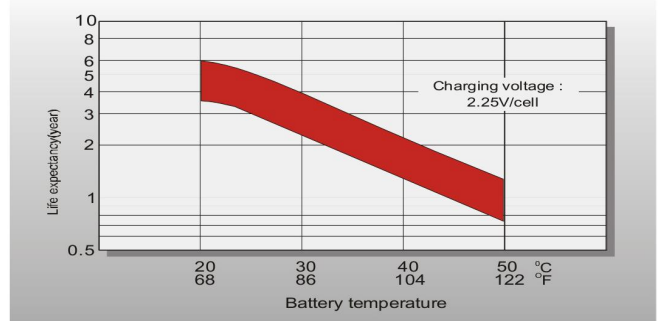
### Float Charging Characteristics



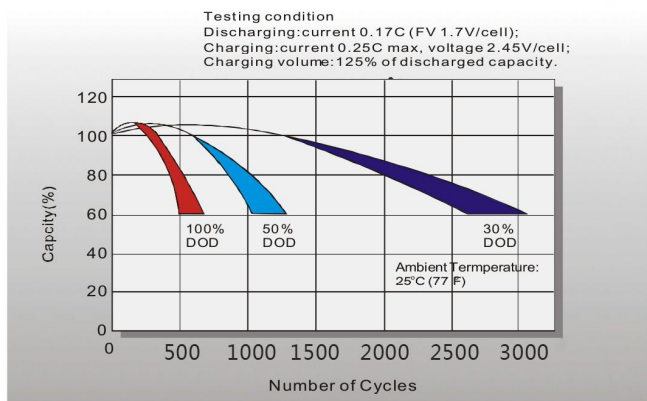
### Temperature Effects in Relation to Battery Capacity



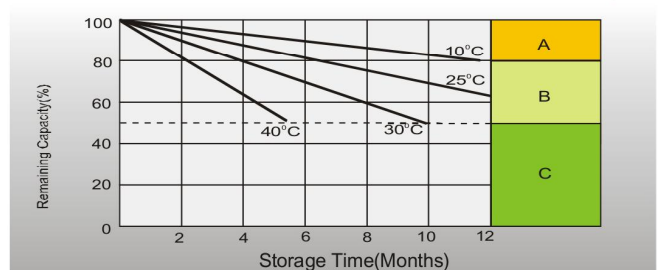
### Effect of Temperature on Long Term Float Life



### Cycle life in Relation to Depth of Discharge



### Self-discharge Characteristics



- A** No supplementary charge required.  
(Carry out supplementary charge before use if 100% capacity is required.)
- B** Supplementary charge required before use. Optional charging way as below:  
1. Charged for above 3 days at limited current 0.25CA and constant voltage 2.25V/cell.  
2. Charged for above 20 hours at limited current 0.25CA and constant voltage 2.45V/cell.  
3. Charged for 8-10 hours at limited current 0.05CA.
- C** Supplementary charge may often fail to recover the capacity.  
The battery should never be left standing till this is reached.

Specifications subject to change without prior notice.